APPLICABLE WIRE SIZE MARK

(10/1)

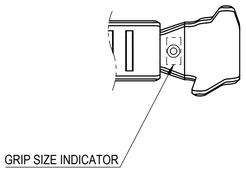

7116-7275-02

(10/1)

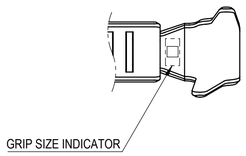

7116-7276-02, ETC.

(10/1)

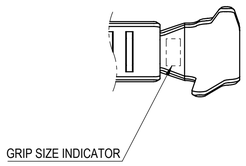

7116-7277-02, ETC.

(10/1)

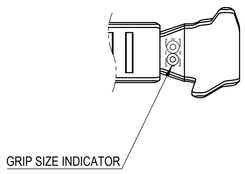

7116-7278-02, ETC.

PART NUMBER	APPLICABLE WIRE SIZE (SINGLE CRIMP)		GRIP DIMENSIONS		MASS (g) 2
	METRIC (mm²)	INSULATION O.D. (mm)	W1	W2	
7116-7275-02	0.13	0.85 - 0.95	1.38	1.70	(0.10)
7116-7276-02	0.35 - 0.50	1.10 - 1.70	1.82	2.45	(0.13)
1 7116-7276-06					
7116-7277-02	0.35 - 0.50	1.50 - 1.90	1.82	2.94	(0.13)
1 7116-7277-06					
7116-7278-02	0.75	1.50 - 1.90	1.96	2.94	(0.14)
1 7116-7278-06					

3

3

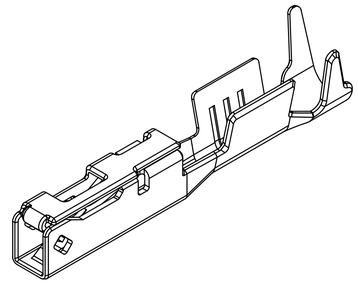

2 FRONT ISOMETRIC VIEW (10/1)

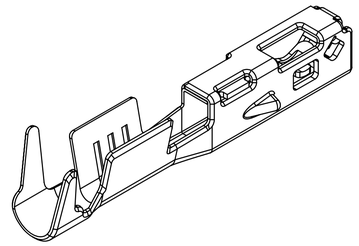

2 REAR ISOMETRIC VIEW (10/1)

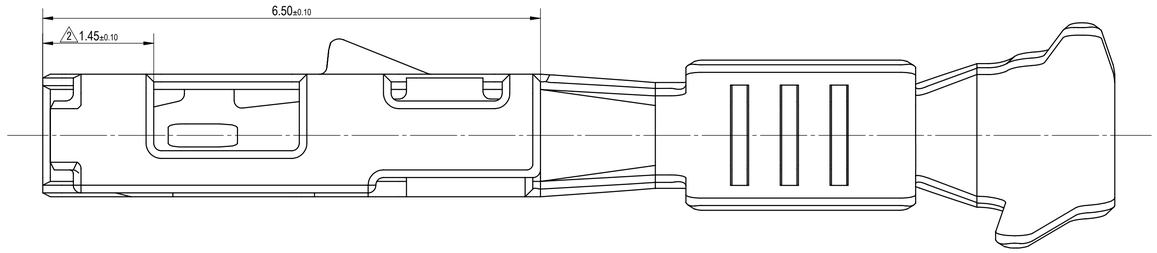

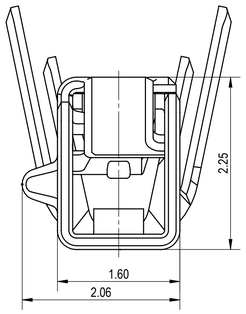

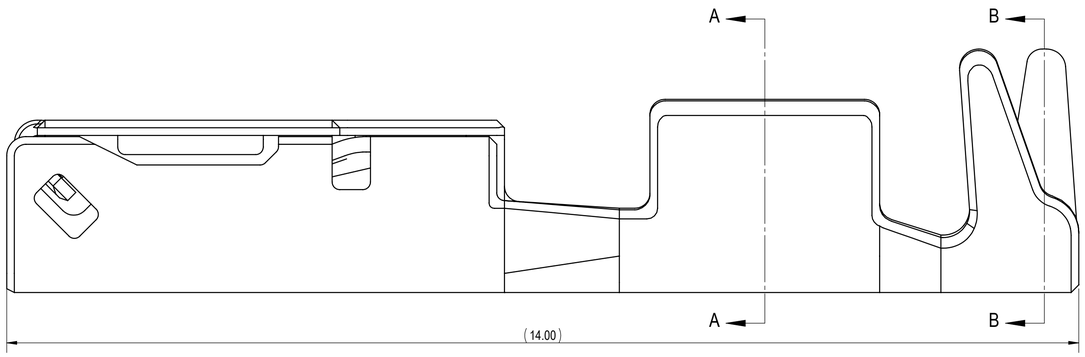

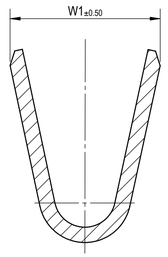

SECTION A-A

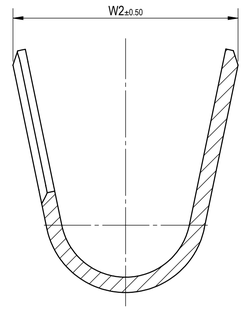

SECTION B-B

2

NOTES:

1. PARTS MUST BE PURCHASED FROM YAZAKI.
2. PARTS MUST BE FREE OF BURRS AND SHARP EDGES THAT MAY BE DETRIMENTAL TO SATISFACTORY ASSEMBLY, SAFE HANDLING OR FUNCTION OF THE PART.
3. MATERIAL: COPPER ALLOY.
4. PLATING: TIN PLATED (ALL OVER). 1
   SILVER PLATED (INSIDE CONTACT AREA)
5. MATING PART NUMBER FOR FLX TYPE: SEE 7114-4618-02:R DRAWING. 3 2
6. DESIGNED TO SATISFY USCAR-2, REVISION 5, NOVEMBER 2007.
7. PART TO COMPLY WITH YPES-31-038 REQUIREMENTS.
8. THIS DRAWING IS TO BE USED FOR INTERNAL YAZAKI PSW SUBMISSION.
9. HANDLING MANUAL NUMBER: YPES-15-1321E 2

1

LET	DATE	REVISION RECORD	NO.	CHKD
3	05-17-2022	REMOVED GEN-Y CONFIGURATIONS AND REVISED NOTES	C22-A254	M.S.
2	09-18-2019	REDRAWN TO LATEST STANDARDS, ADDED GEN-Y CONFIGURATIONS, ADDED DIMENSION AND REVISED NOTES	C19-A834	A.C.
1	01-03-2013	ADDED SILVER PLATING, REMOVE VIEW	C13-A004	MMR
-	11-09-2011	NEW	C11-A770	MMR

GENERAL TOLERANCE

	10MAX	50MAX	100MAX	250MAX	250OVR	R5 MAX	R10 MAX	R20 MAX	R20 OVR	ANGLE	ECCENT
A	±0.15	±0.20	±0.30	±0.50	±0.75	±0.20	±0.30	±0.50	±2.50	±3°	0.1
B	±0.20	±0.30	±0.55	±0.95	±1.40					±3°	0.1
C	±0.30	±0.50	±0.80	±1.40	±2.00					±3°	0.15
SPECIFIED										MASS	(SEE TABLE)

CUSTOMER					
CUSTOMER PART NO.		CUSTOMER DWG NO.			
OFFICE	YNA	TRIAL PART NO.			
VENDOR					
VENDOR NO.					
DWG TYPE	DWG SOURCE	DWG DATE	UNIT	SCL	ANGLE
R	7116-7277-02:M 1	09-06-2011	mm	25/1	3
APPROVED	CHECKED	CHECKED	DESIGN	DRAWN	
			TONY HUYNH 04-14-2019	MICHELLE SANTILLAN 05-17-2022	

ISSUE MARK

MATL. SPEC. SEE NOTES | TREAT. & FIN. SEE NOTES

NAME 0.64mm FLX FEMALE UNSEALED TERMINAL (SIDE TAB)

PART NO. / CH. CODE 7116-7277-02, ETC.

DWG NO. 7116-7277-02:R

YAZAKI CORPORATION