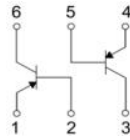
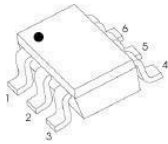


SOT-23


1. Emitter1
2. Base1
3. Collector2
4. Emitter2
5. Base2
6. Collector1

MARKING: K6N
Features

Complementary pair(3904+3904)
 High stability and high reliability
 Epitaxial planar die construction
 Halogen free and RoHS compliant

Mechanical Data

SOT-363 Small Outline Plastic Package
 EpoxyUL: 94V-0

Maximum Ratings & Thermal Characteristics

(Ratings at 25°C ambient temperature unless otherwise specified.)

Parameters	Symbol	Value	Unit
Collector-Base Voltage	V_{CBO}	-40	V
Collector-Emitter Voltage	V_{CEO}	-40	V
Emitter -Base Voltage	V_{EBO}	-5	V
Collector Current-Continuous	I_C	-200	mA
Collector Power Dissipation	P_C	200	mW
Junction Temperature	T_j	150	°C
Storage Temperature	T_{stg}	-55-+150	°C
Thermal resistance From junction to ambient	$R_{\theta JA}$	625	°C/W

Electrical Characteristics

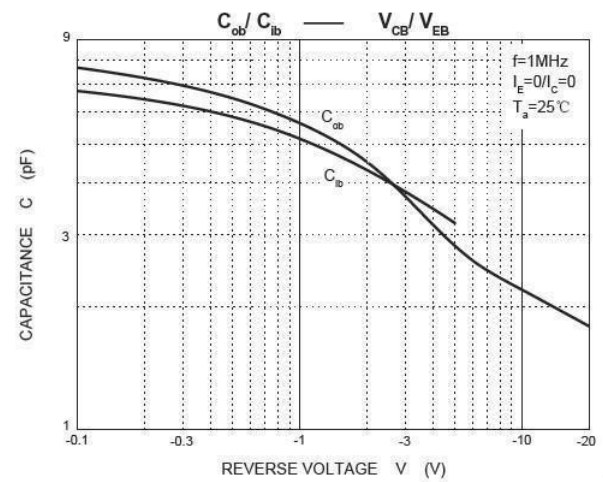
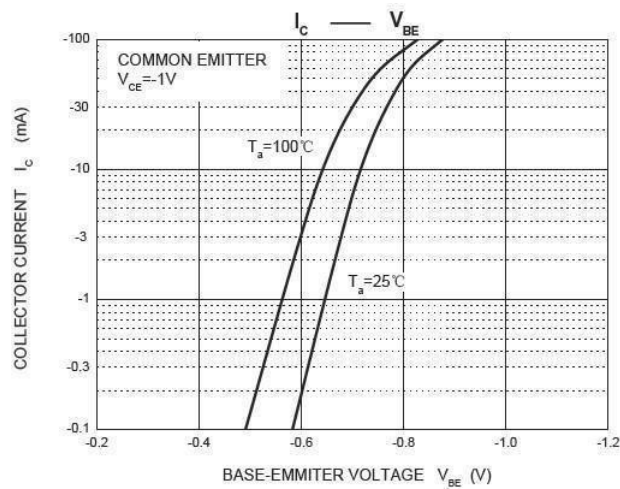
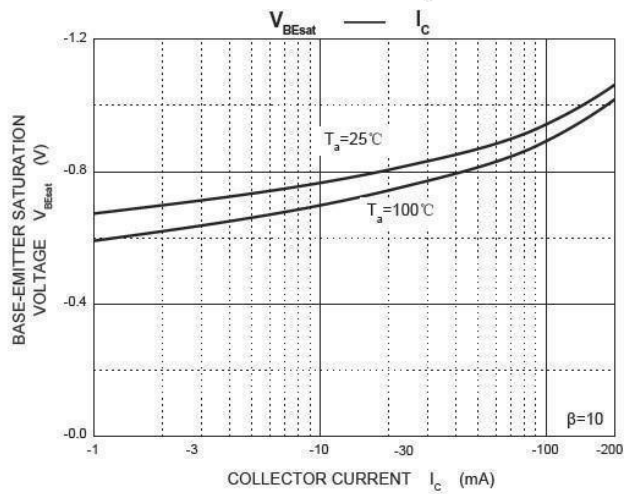
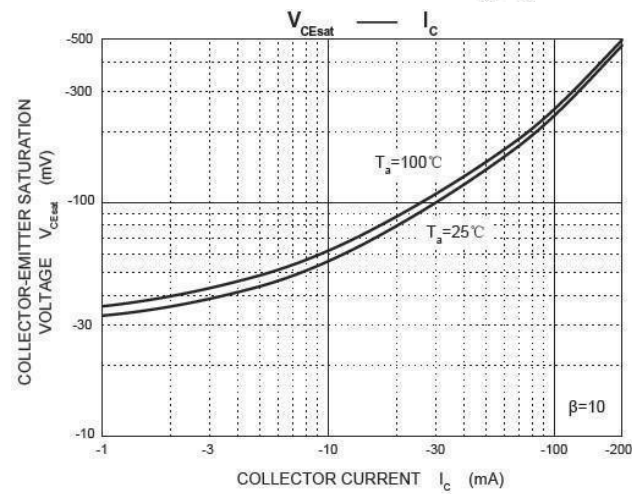
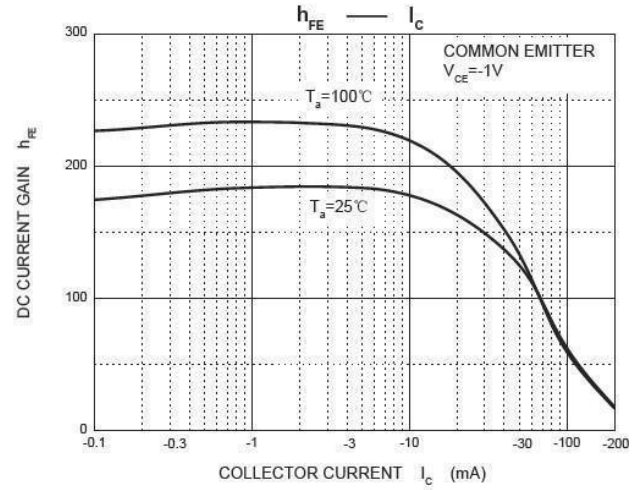
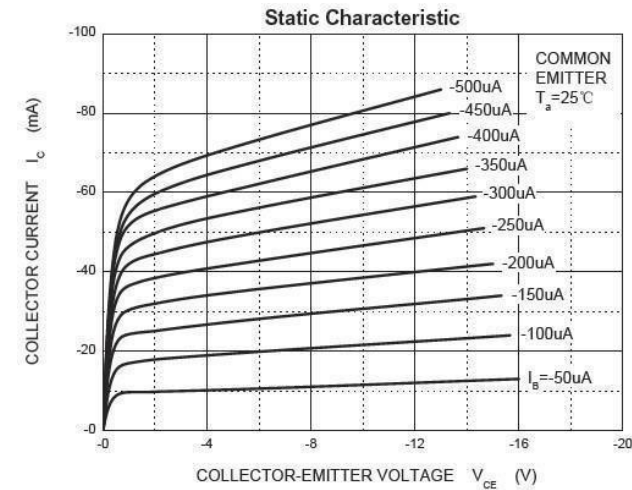
(Ratings at 25°C ambient temperature unless otherwise specified).

Parameter	Symbol	Test conditions	Min	Typ	Max	Unit
Collector-base breakdown voltage	$V_{(BR)CBO}$	$I_C = -10\mu A, I_E = 0$	-40			V
Collector-emitter breakdown voltage	$V_{(BR)CEO}$	$I_C = -1mA, I_B = 0$	-40			V
Emitter-base breakdown voltage	$V_{(BR)EBO}$	$I_E = -10\mu A, I_C = 0$	-5			V
Emitter cut-off current	I_{EBO}	$V_{EB} = -5V, I_C = 0$			-50	nA
Collector cut-off current	I_{CEX}	$V_{CE} = -30V, V_{BE(off)} = -3V$			-50	nA
DC current gain	$h_{FE(1)}$	$V_{CE} = -1V, I_C = -0.1mA$	60			
	$h_{FE(2)}$	$V_{CE} = -1V, I_C = -1mA$	80			
	$h_{FE(3)}$	$V_{CE} = -1V, I_C = -10mA$	100		300	
	$h_{FE(4)}$	$V_{CE} = -1V, I_C = -50mA$	60			
	$h_{FE(5)}$	$V_{CE} = -1V, I_C = -100mA$	30			
Collector-emitter saturation voltage	$V_{CE(sat)1}$	$I_C = -10mA, I_B = -1mA$			-0.25	V
	$V_{CE(sat)2}$	$I_C = -50mA, I_B = -5mA$			-0.4	V
Base-emitter saturation voltage	$V_{BE(sat)1}$	$I_C = -10mA, I_B = -1mA$	-0.65		-0.85	V
	$V_{BE(sat)2}$	$I_C = -50mA, I_B = -5mA$			-0.95	V
Transition frequency	f_T	$V_{CE} = -20V, I_C = -10mA, f = 100MHz$	250			MHz
Delay time	t_d	$V_{CC} = -3V, V_{BE(off)} = -0.5V$ $I_C = -10mA, I_{B1} = -I_{B2} = -1mA$			35	nS
Rise time	t_r				35	nS
Storage time	t_s	$V_{CC} = -3V, I_C = -$			225	nS
Fall time	t_f	$10mA, I_{B1} = -I_{B2} = -1mA$			75	nS

Summary of Packing Options

Package	Packing Description	Packing Quantity	Industry Standard
SOT-363	Tape/Reel, 7" reel	3000	EIA-481-1

Ratings and Characteristic Curves



Package Outline Dimensions:

SOT-363

