

Shenzhen DreamLNK Technology Co., Ltd.
 深圳市骏晔科技有限公司

433MHZ Rubber Rod Antenna

Product Specification

Client Name		Frequency Band	433MHz
Wire Name		Version	A1
Customer's Part Number		DreamLNK's Part Number	J007
RF Designer	James Wang	RF Manager	Knight Ai
Structural Designer		Structural Design Manager	
Technical Director		Date	2018-06-05

Client confirmation:

Whether the product meets your requirements? OK NG

Contents

Cover	1
Contents	2
1. Photos	3
2. Parameters	3
3. S11 Data	4
4. Structure diagram	5
5. Environmental reliability experiment report	6
6. Contact us	7

The information provided by us should be kept strictly confidential, and it is not allowed to disclose to anyone else or other companies, without prior written consent

1. Photo

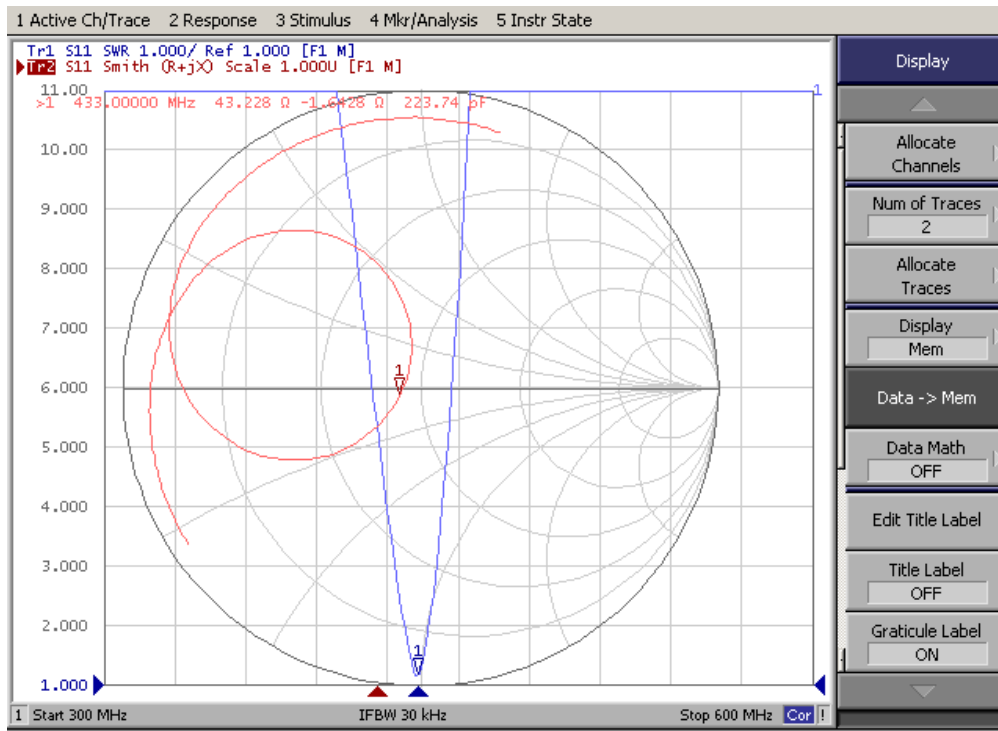


2. Parameters

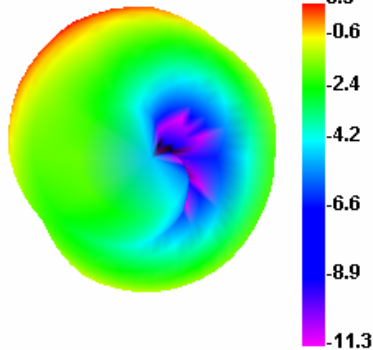
Test parameters			
Product Name	433Mhz Rubber Rod Antenna	Model No	J007
Electrical Specifications			
Frequency Range	433MHz	Polarization	Vertical
Input Impedance	50 Ω	Radiation direction	Full direction
VSWR	≤ 1.7	Power Capacity	50W
Gain	$\leq 1.5\text{dBi}$	Bandwidth	/
Mechanical Specifications			
Dimensions	27.5*9.5 \pm 1mm	Color	Black
Connector Model	SMA	Cable Length	/
Antenna Material	ABS + Copper	Voltage	/
Working Temperature	-30 $^{\circ}$ C ~ +80 $^{\circ}$ C	Relative Humidity	40-85%

The information provided by us should be kept strictly confidential, and it is not allowed to disclose to anyone else or other companies, without prior written consent

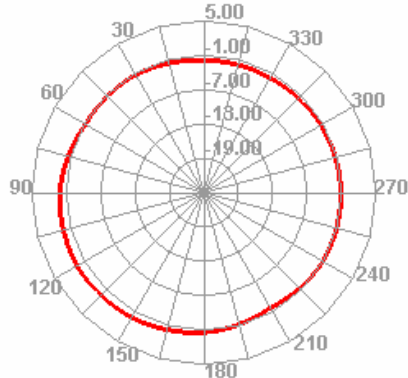
3. S11 Data (VSWR, Return loss, Smith)



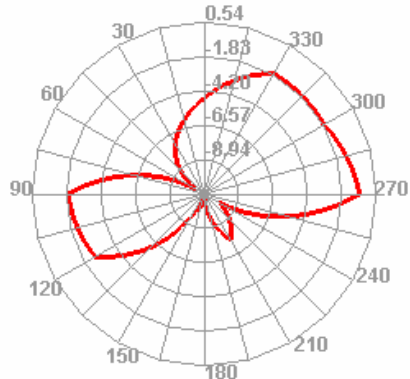
433.000MHz



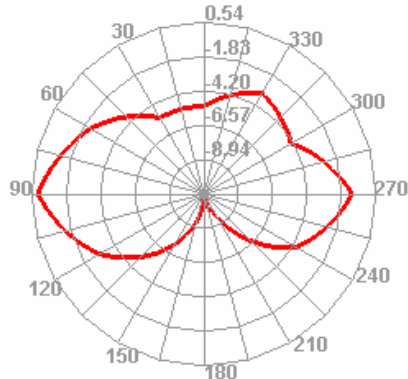
433.000MHz H



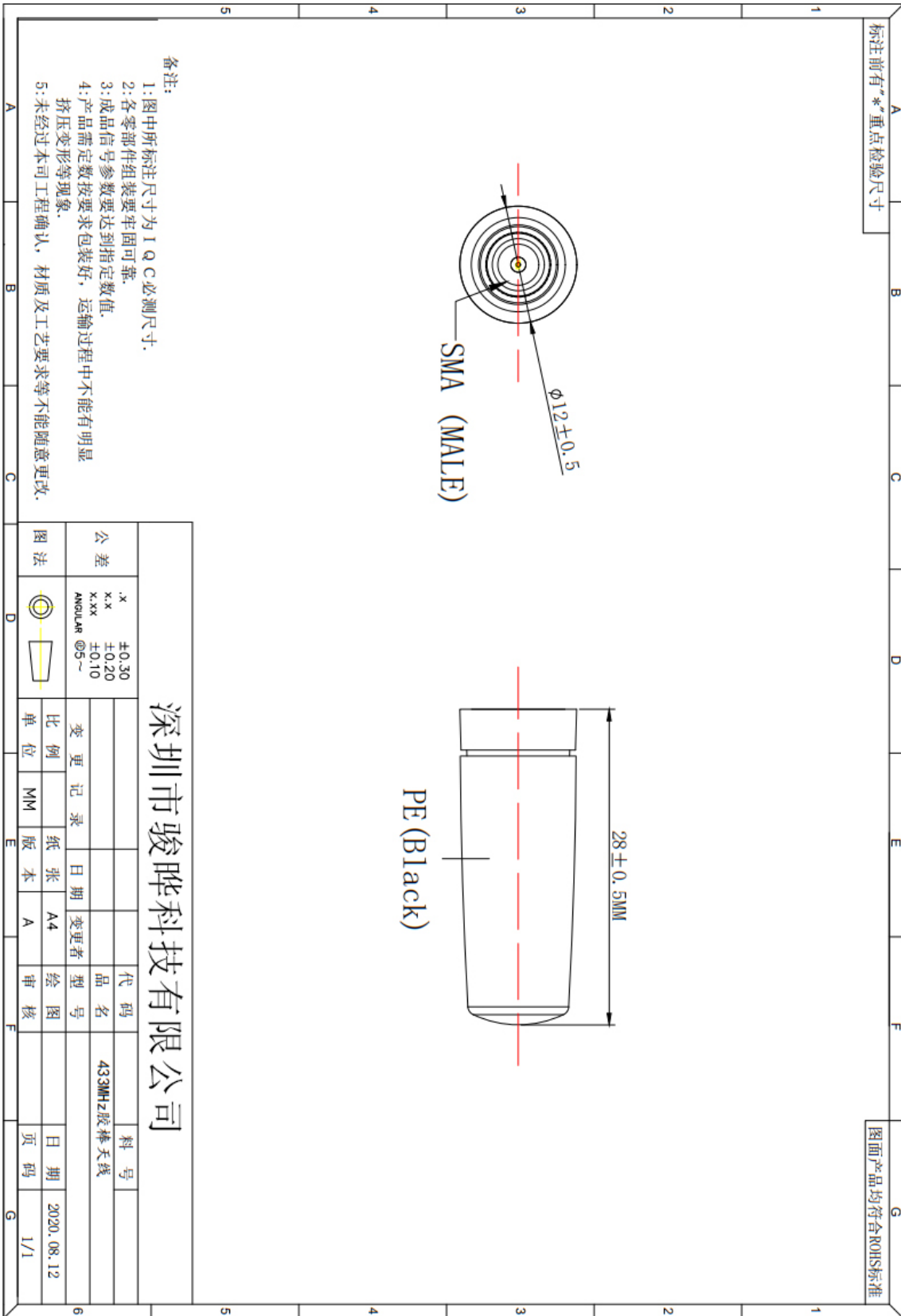
433.000MHz E1



433.000MHz E2



4. Structure diagram



The information provided by us should be kept strictly confidential, and it is not allowed to disclose to anyone else or other companies, without prior written consent

Note: The antenna design process needs to consider the placement position, angle, distance/ height (from the floor and from the PCB substrate), which is highly related to the product shape and structure, the position of the RF module signal input and output interface, as well as the position of the interference source inside the product etc.

The π -type network is reserved to match the antenna. When debugging the antenna, be sure to provide the entire product casing and internal PCBA function board, please also take into account external interference sources and parasitic capacitance, so that the antenna achieves the best performance index and working efficiency.

The above picture is just FYI. The PCB trace of the matching network refers to the 0.5mm line width, and the grounding on both sides of the network refers to the 0.35mm pitch to maintain good impedance characteristics.

If you have any questions, please send PCB documents to this e-mail support@dreamlnk.com

5. Environmental reliability experiment report

Item	Test condition	Specification
Storage environment	Tested temperature, humidity and air pressure as following without specifying: 1. The temperature is $-30\text{ }^{\circ}\text{C} \sim +80\text{ }^{\circ}\text{C}$ 2. Relative humidity is 45% -85% 3. The air pressure is 86kpa-106kpa	The electrical mechanical performance is normal
High and low temperature test	Perform 5 cycles between $70\text{ }^{\circ}\text{C}$ and $40\text{ }^{\circ}\text{C}$, then check the appearance quality, under normal conditions 1-2H	The size should meet the requirements for mechanical and electrical performance
Resistant to constant heat and humidity	Test Relative humidity: $95 \pm 3\%$, Test temperature: $40\text{ }^{\circ}\text{C}$. After continuous 2H running, take out the sample, and measure its electrical properties within 5 minutes, put the sample in a normal condition for another 1-2H, check the appearance quality	The size should meet the standard, and meet for mechanical and electrical performance
Vibration test	Vibration frequency range 10-55HZ, displacement amplitude: 0.35MM, acceleration amplitude: 50.0M / S, frequency of sweeping cycle: 30 times	Normal electrical and mechanical performance
Drop test	1M high-altitude free fall 3 times, in the direction of mutually perpendicular axes	Normal electrical and mechanical performance

6. Contact us

The information provided by us should be kept strictly confidential, and it is not allowed to disclose to anyone else or other companies, without prior written consent

Shenzhen DreamLnk Technology Co., Ltd

★ Data collection, Smart home, Internet of Things applications, Wireless remote control technology, Remote active RFID, Antennas ★

Office Add.: Room 603, Unit C, Zone A, Huameiju Business Center, Xihu Rd., Bao'an District, Shenzhen, Guangdong Province, China

Factory Add.: 5th Floor, Building B, Huazhi Innovation Valley, No. 7 Yuhua Street, 138 Industrial Zone, Tangxia Town, Dongguan, Guangdong Province, China