| REV | DESCRIPTION | DESIGN | APPROVAL | DATE |
|---|---|---|---|---|
| A0 | NEW VERSION | Colinye | Jerry | |
| | | | | |
| | | | | |

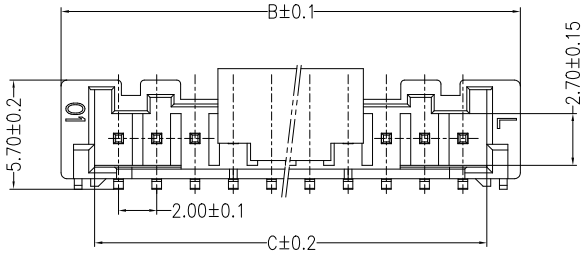


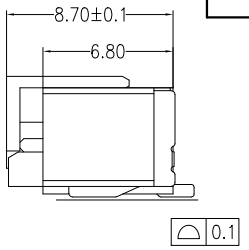


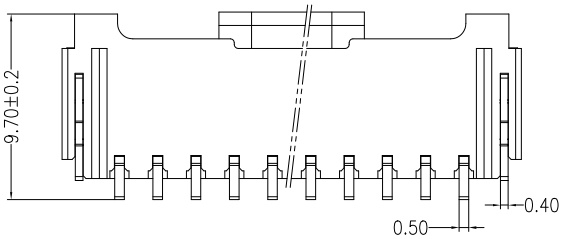


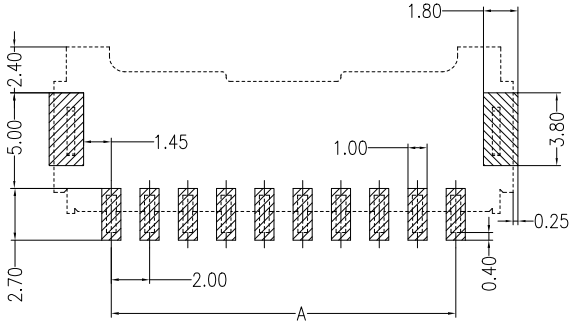


PCB LAYOUT

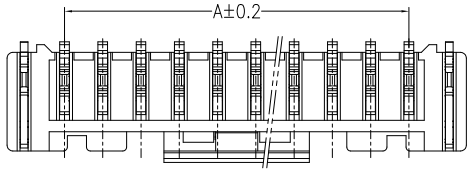


Schematic Diagram of 10、11、12、13、14、15-Hole

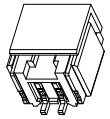

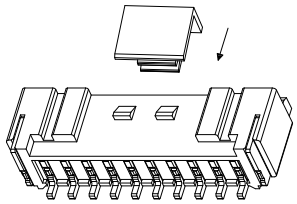

Main Spec Specifications/主要技术参数

1. Material/材质:
   - Housing/塑胶: PA6T, UL94 V-0; Natural(Beige)/本色(米黄色);
   - CAP/盖子: PA6T, UL94 V-0; Natural(Beige)/本色(米黄色);
   - Pin/针脚: Brass, Sn-Plated/黄铜, 镀锡;
   - Tab/焊片: Brass, Sn-Plated/黄铜, 镀锡;
2. Rated Current/额定电流: 3.0A AC/DC;
3. Rated Voltage/额定电压: 250V AC/DC;
4. Contact Resistance/接触电阻: ≤20mΩ;
5. Insulation Resistance/绝缘阻抗: ≥1000MΩ;
6. Withstand Voltage/耐电压: 800V AC/minute;
7. Temperature Range/工作温度: -25℃~+85℃
8. Poles/线数: 02 to 15 ;
9. Order information/编码原则: 991-XX1-7118
   - XX1 → Poles/线数

SCALE:2/1

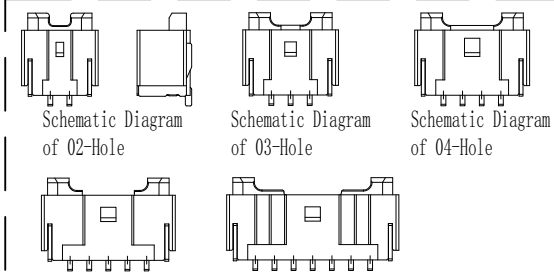

Schematic Diagram of 02-Hole

Schematic Diagram of 03-Hole

Schematic Diagram of 04-Hole

Schematic Diagram of 05、06-Hole

Schematic Diagram of 07、08、09-Hole

| NO | P/N | DIM(mm) | | | NO | P/N | DIM(mm) | | |
|---|---|---|---|---|---|---|---|---|---|
| | | A | B | C | | | A | B | C |
| 1 | 991-021-7118 | 2.00 | 8.00 | 4.55 | 8 | 991-091-7118 | 16.00 | 22.00 | 18.55 |
| 2 | 991-031-7118 | 4.00 | 10.00 | 6.55 | 9 | 991-101-7118 | 18.00 | 24.00 | 20.55 |
| 3 | 991-041-7118 | 6.00 | 12.00 | 8.55 | 10 | 991-111-7118 | 20.00 | 26.00 | 22.55 |
| 4 | 991-051-7118 | 8.00 | 14.00 | 10.55 | 11 | 991-121-7118 | 22.00 | 28.00 | 24.55 |
| 5 | 991-061-7118 | 10.00 | 16.00 | 12.55 | 12 | 991-131-7118 | 24.00 | 30.00 | 26.55 |
| 6 | 991-071-7118 | 12.00 | 18.00 | 14.55 | 13 | 991-141-7118 | 26.00 | 32.00 | 28.55 |
| 7 | 991-081-7118 | 14.00 | 20.00 | 16.55 | 14 | 991-151-7118 | 28.00 | 34.00 | 30.55 |

| | |
|---|---|
| X. ± 0.50 | X.° ± 5° |
| .X± 0.30 | .X° ± 3° |
| .XX± 0.30 | .XX° ± / |
| .XXX± 0.10 | .XXX° ± / |
| UNITS: | mm |

The information in this document is property of JiDC company and should not be copied or reproduced in any other way, without written permission.

Guangdong JiDe Precision Electronics Co., Ltd
广东济德精密电子有限公司

| | |
|---|---|
| TITLE: 2.00mm PITCH SIDE ENTRY TYPE CONNECTOR | PART NO. 991-XX1-7118 |
| APPD: | DWG NO: C-991-XX1-7118 |
| CHKD: | |
| DRAW: | |

| SCALE | SHEET | REV. |
|---|---|---|
| N/A | 1/1 | A0 |