

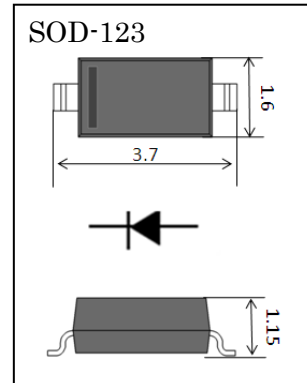
FAST SWITCHING DIODE / DATA SHEET

1N4148W & BAV16W

- ◇ Fast switching devices
- ◇ **SOD123** Micro SMD package
- ◇ RoHS compliant / Green EMC
- ◇ Matte Tin (Sn) Lead finish
- ◇ Cathode Band / Device marking
- ◇ Surface Mount Package Ideally Suited for Automatic Insertion
- ◇ For General Purpose Switching Applications
- ◇ High Conductance

Device Marking Code

1N4148W	T4 or T4
BAV16W	T6 or T6



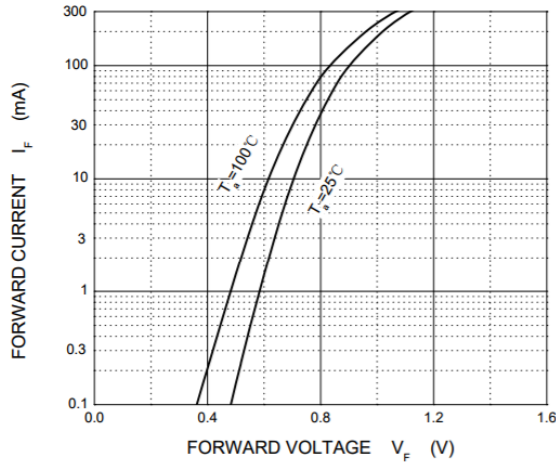
Maximum Ratings (Ta = 25 °C)

Symbol	Parameter	Value	Units
V_{RM}	Non-Repetitive Peak Reverse Voltage	100	V
V_{RRM}	Repetitive Peak Reverse Voltage	100	V
$V_{R(RMS)}$	RMS Reverse Voltage	75	V
I_{FM}	Forward Continuous Current	300	mA
I_O	Average Rectified Output Current	150	mA
I_{FSM}	Non-Repetitive Peak Forward Surge Current (@t=1.0us)	2.0	A
P_D	Power Dissipation	350	mW
T_J	Junction Temperature	150	°C
T_{STG}	Storage Temperature	-55 to +150	°C

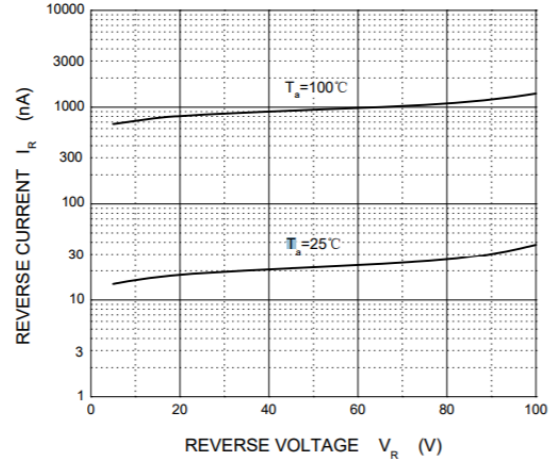
Electrical Characteristics (Ta = 25 °C)

Symbol	Parameter	Conditions	Min	Max	Units
V_F	Forward Voltage	$I_F = 1mA$		0.715	V
		$I_F = 10mA$		0.855	V
		$I_F = 50mA$		1.0	V
		$I_F = 150mA$		1.25	V
I_R	Reverse current	$V_R = 75V$ (25°C)		1	μA
		$V_R = 20V$ (25°C)		25	nA
		$V_R = 75V$ (150°C)		50	μA
C_T	Capacitance	$V_R = 0V, f = 1MHz$		2	pF
t_{rr}	Reverse Recovery Time	$I_F = I_R = 10mA,$ $I_{RR} = 1mA, R_L = 100 \Omega$		4	ns

Characteristics Curves



Forward current(IF) vs Forward voltage(VF)

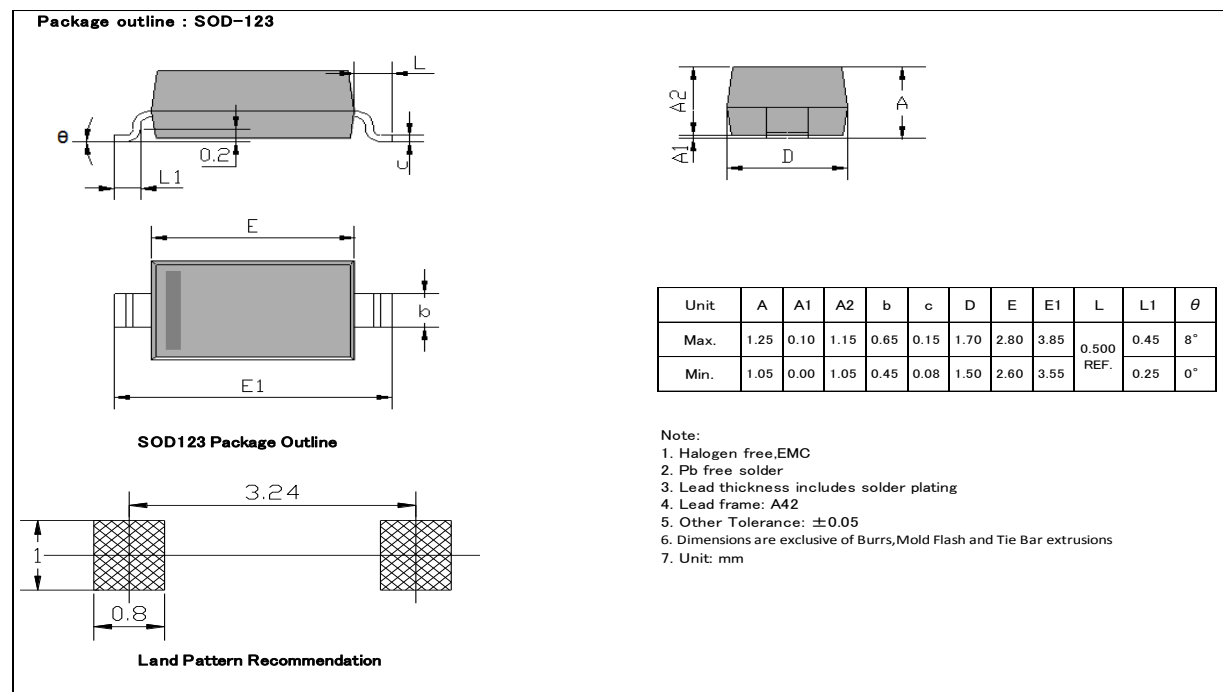


Reverse current(IR) vs Reverse voltage(VR)

Ordering Information

Device	Package	Shipping	Tape wide	Emboss pitch	Tape specification	Notes
1N4148W & BAV16W	SOD123	Tape & Reel 3000pcs /7" Reel	8 mm	4 mm	Conductive	

Package Dimensions



IMPORTANT NOTICE AND DISCLAIMER

AM RESERVES THE RIGHT TO MAKE CHANGES TO ALL PRODUCT, PRODUCT SPECIFICATIONS AND DATA WITHOUT NOTICE TO IMPROVE RELIABILITY, FUNCTION OR DESIGN OR OTHERWISE. CUSTOMERS SHOULD OBTAIN AND CONFIRM THE LATEST PRODUCT INFORMATION AND SPECIFICATIONS BEFORE FINAL DESIGN PURCHASE OR USE.

AM disclaim any and all liability for any errors, inaccuracies or incompleteness contained in any datasheet or in any other disclosure relating to any product.

All information are provided as-is, even it has qualified by the AEC-Q101 which satisfy industrial application requirement, except as expressly stated in this data sheet is applied for automotive grade, AM make no warranties, representation or guarantee, whether express, implied or statutory, including, without limitation, regarding any merchantability, satisfactory quality, or fitness for a particular purpose with respect to AM.

AM does not assume any liability or compensation for any application assistance or customer product design, and make no warranty or accept any liability with products, which are purchased or used for any unintended or unauthorized application.

Except as expressly indicated in writing, AM products are not designed for use in medical, life-saving, or lifesustaining applications or for any other application in which the failure of the AM product could result in personal injury or death. Customers using or selling AM products not expressly indicated for use in such applications do so at their own risk. Please contact authorized AM personnel to obtain written terms and conditions regarding products designed for such applications.

No license, express or implied, by estoppel or otherwise, to any intellectual property rights is granted by this document or by any conduct of AM. Product names and markings noted herein may be trademarks of their respective owners.