



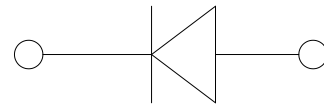

**Rectifier diode**  
**Reverse Voltage1000v**  
**Forward current-3A**

**Features**

- Glass passivated chip
- High surge current capability
- Ideal for surface mounted applications
- Low power loss, high efficiency
- Plastic Case Material has UL Flammability

**Mechanical Data**

- Package: DO-27
- Terminals: Tin Plated leads, solderable per Mil-STD-750 Method 2026
- Polarity: As marked
- Molding compound meets UL 94 V-0 flammability rating, ROHS-compliant



**Maximum Ratings (Ta=25°C Unless otherwise**

Type Number	SYMBOL	1N5408	Unit
Maximum Recurrent Peak Reverse Voltage	$V_{RRM}$	1000	V
Maximum RMS Voltage	$V_{RMS}$	700	V
Maximum DC Blocking Voltage	$V_{DC}$	1000	V
Maximum Average Forward Rectified Current at TL = 100 °C	$I_{O(AV)}$	3.0	A
Peak Forward Surge Current 8.3ms Single half-sine-wave superimposed on rated load(JEDEC Method) on rated	IFSM	90.0	A
Forward Surge Current (Non-repetitive) @1ms, square wave, 1 cycle, Tj=25°C		180.0	A
Current squared time @1ms≤t≤8.3ms Tj=25°C, Rating of per diode	$I^2t$	33.6	A <sup>2</sup> S
Maximum Forward Voltage at 3.0A DC	$V_{FM}$	1.10	V
Maximum Reverse Current TA = 25°C	IR	5.0	uA
at Rated DC Blocking Voltage TA = 100°C		100.0	
Typical Thermal Resistance Between junction and ambient	$R_{QJa}$	40.0	°C/W
Operating Junction Temperature Range	$T_J$	-55to+150	°C
Storage Temperature Range	$T_{STG}$	-55to+150	°C



FIG. 1 MAXIMUM AVERAGE FORWARD CURRENT DERATING

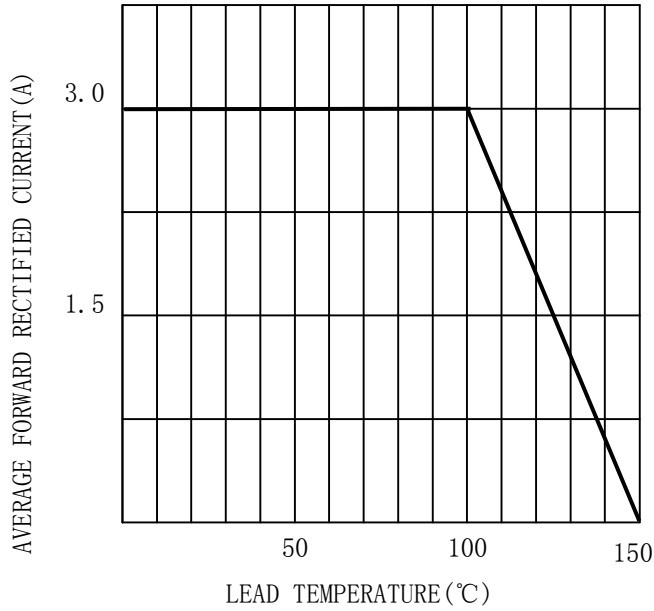


FIG. 2 TYPICAL FORWARD CHARACTERISTICS

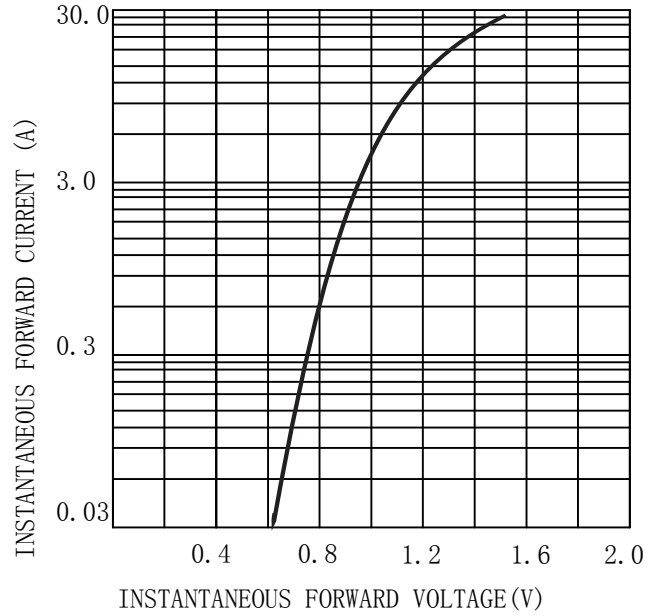


FIG. 3 MAXIMUM NON-REPEITIVE SURGE CURRENT

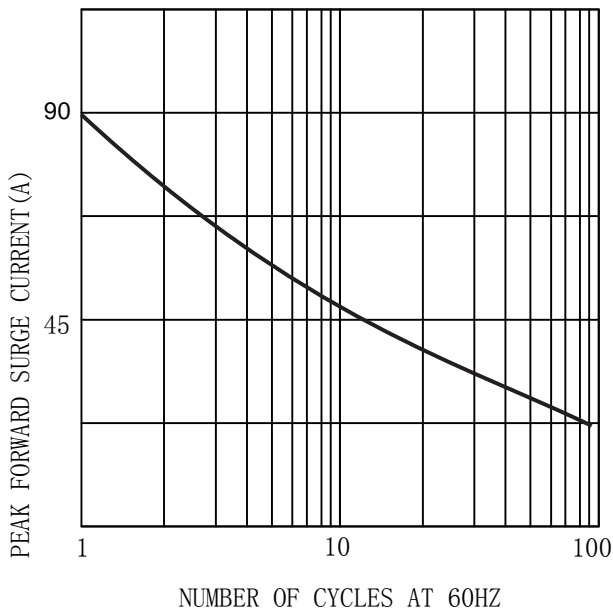
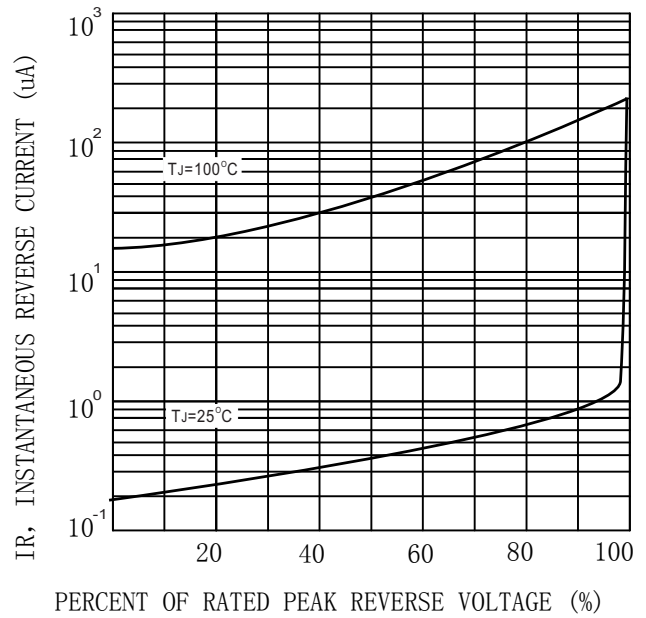


FIG. 4 TYPICAL REVERSE CHARACTERISTICS (per element)



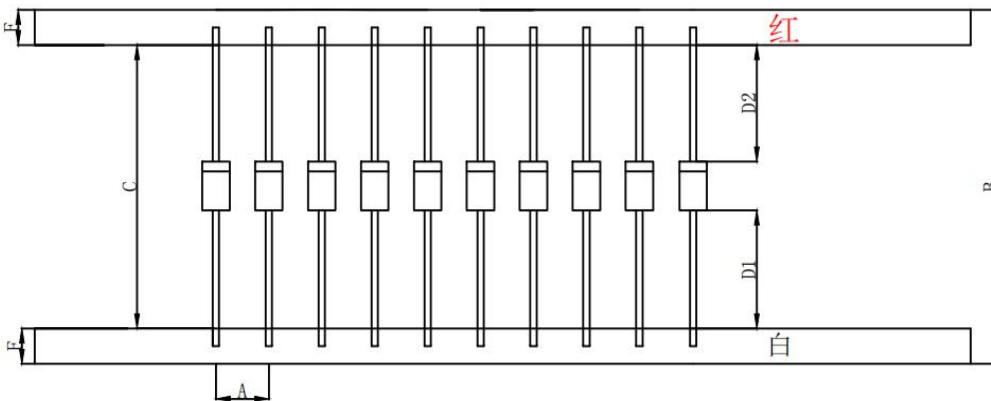


## MARKING INFORMATION



Print according to customer request

## PACKING REQUIRMENTS



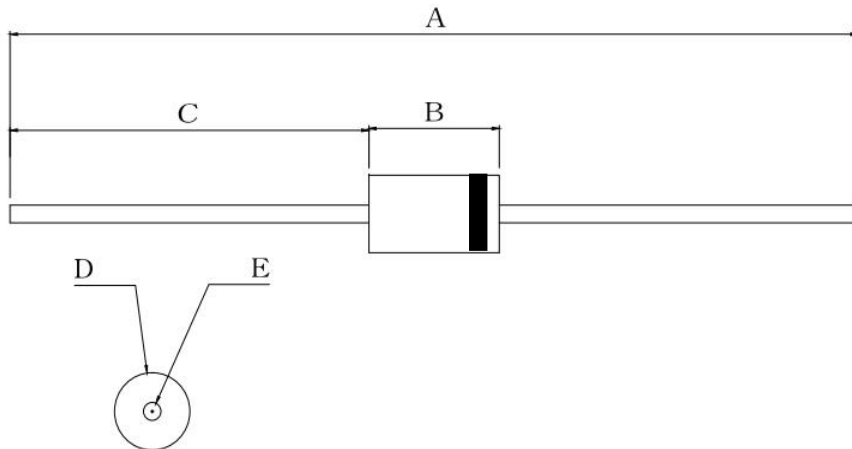
Specifications	A	B	C	D1-D2	E
DO-27/MM	10± 0.5	65±2.5	52.4±0.5	1.0MAX	6.0±0.4

DEVICE TYPE	BOX/CAR TOON	Q'TY/CAS E (pcs)
DO-27	1250	12500



Outline Dimensions

DO-27



DO-27				
DIM	INC HES		MM	
	MIN	MAX	MIN	MAX
A	2.23	2.35	56.70	59.70
B	0.34	0.38	8.70	9.70
C	0.94	0.98	24.00	25.00
D	0.19	0.22	4.90	5.50
E	0.04	0.05	1.10	1.30





## **Important Statements and disclaimers.**

Do not copy or modify file information without permission.

Xumao Micro reserves the right to modify this document and its products.

Specifications are available without prior notice. Customer shall obtain and confirm the latest product information and specifications prior to final design, purchase or use.

Xumao Micro does not assume any implied warranties, including warranties of fitness for special purposes, non-infringement and merchantability.

The products shown here are not designed and licensed for demanding equipment at a level of reliability or for human life and any life-saving related applications or life-sustaining, such as medical devices, transportation equipment, aerospace machinery, and so on. Customers who use or sell these products for such applications do so at their own risk.

As Xumao Micro uses batch number as tracking benchmark, please provide batch number for tracking in case of exception.