


## SS8550 Y2

### PNP TRANSISTOR

#### FEATURES

- High Collector Current
- Complementary to SS8050

### SOT-23



1.BASE  
2.EMITTER  
3.COLLECTOR

#### MAXIMUM RATINGS (Ta=25°C unless otherwise noted)

Parameter	Symbol	Value	Unit
Collector–Base Voltage	$V_{CBO}$	-40	V
Collector–Emitter Voltage	$V_{CEO}$	-25	V
Emitter–Base Voltage	$V_{EBO}$	-5	V
Collector Current — Continuous	$I_C$	-1.5	A
Collector Dissipation	$P_C$	200	mW
Thermal Resistance From Junction To Ambient	$R_{thJA}$	625	°C/W
Operation Junction and Storage Temperature Range	$T_J, T_{stg}$	-55~+150	°C

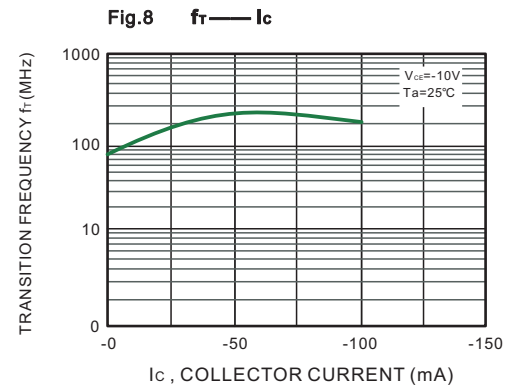
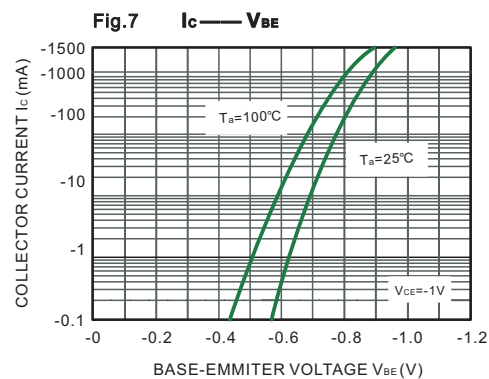
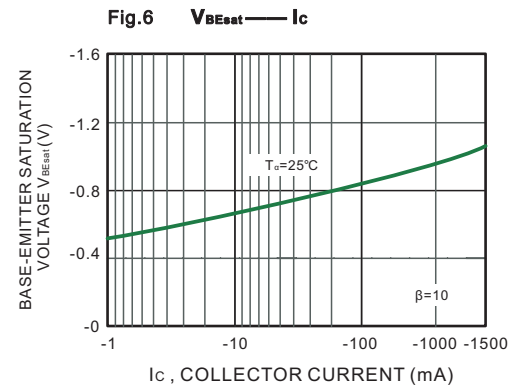
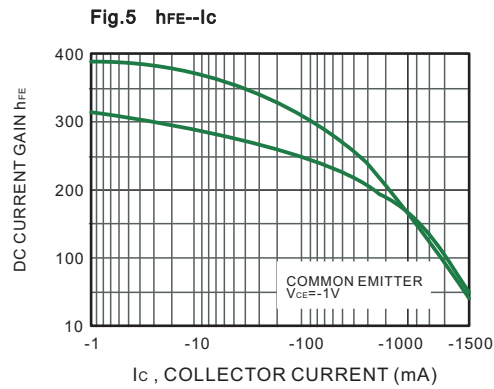
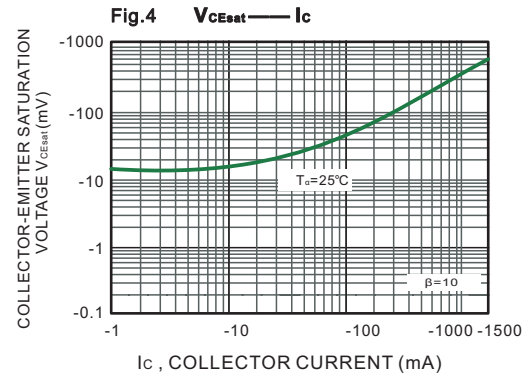
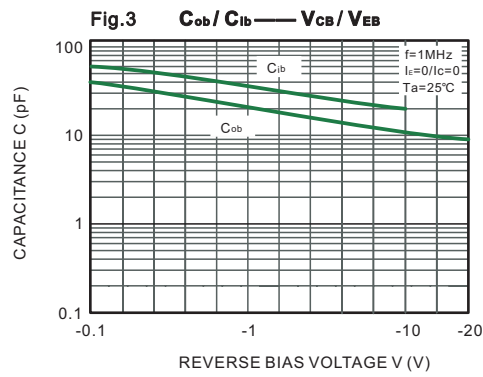
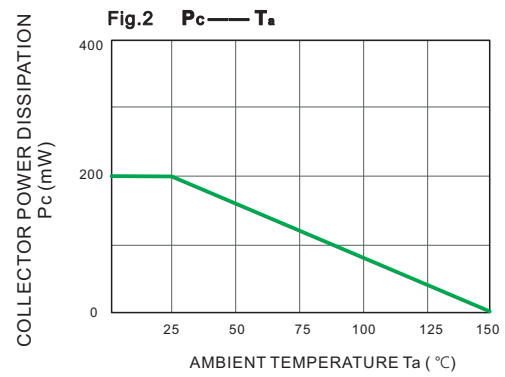
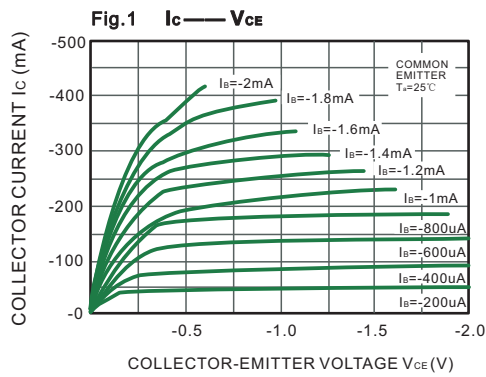
#### ELECTRICAL CHARACTERISTICS (TA = 25°C unless otherwise noted.)

Parameter	Symbol	Test conditions	Min	Typ	Max	Unit
Collector-base breakdown voltage	$V_{(BR)CBO}$	$I_C = -100\mu A, I_E = 0$	-40			V
Collector-emitter breakdown voltage	$V_{(BR)CEO}$	$I_C = -0.1\text{ mA}, I_B = 0$	-25			V
Emitter-base breakdown voltage	$V_{(BR)EBO}$	$I_E = -100\mu A, I_C = 0$	-5			V
Collector cut-off current	$I_{CBO}$	$V_{CB} = -40V, I_E = 0$			-0.1	$\mu A$
Collector cut-off current	$I_{CEO}$	$V_{CE} = -20V, I_B = 0$			-0.1	$\mu A$
Emitter cut-off current	$I_{EBO}$	$V_{EB} = -5V, I_C = 0$			-0.1	$\mu A$
DC current gain	$h_{FE1}$	$V_{CE} = -1V, I_C = -100mA$	120		400	
	$h_{FE2}$	$V_{CE} = -1V, I_C = -800mA$	40			
Collector-emitter saturation voltage	$V_{CE(sat)}$	$I_C = -800mA, I_B = -80mA$			-0.5	V
Base-emitter saturation voltage	$V_{BE(sat)}$	$I_C = -800mA, I_B = -80mA$			-1.2	V
Base-emitter voltage	$V_{BE}$	$V_{BE} = -1V, I_C = -10mA$			-1	V
Transition frequency	$f_T$	$V_{CE} = -10V, I_C = -50mA, f = 30MHz$	100			MHz
Collector output capacitance	$C_{ob}$	$V_{CB} = -10V, I_E = 0, f = 1MHz$			20	

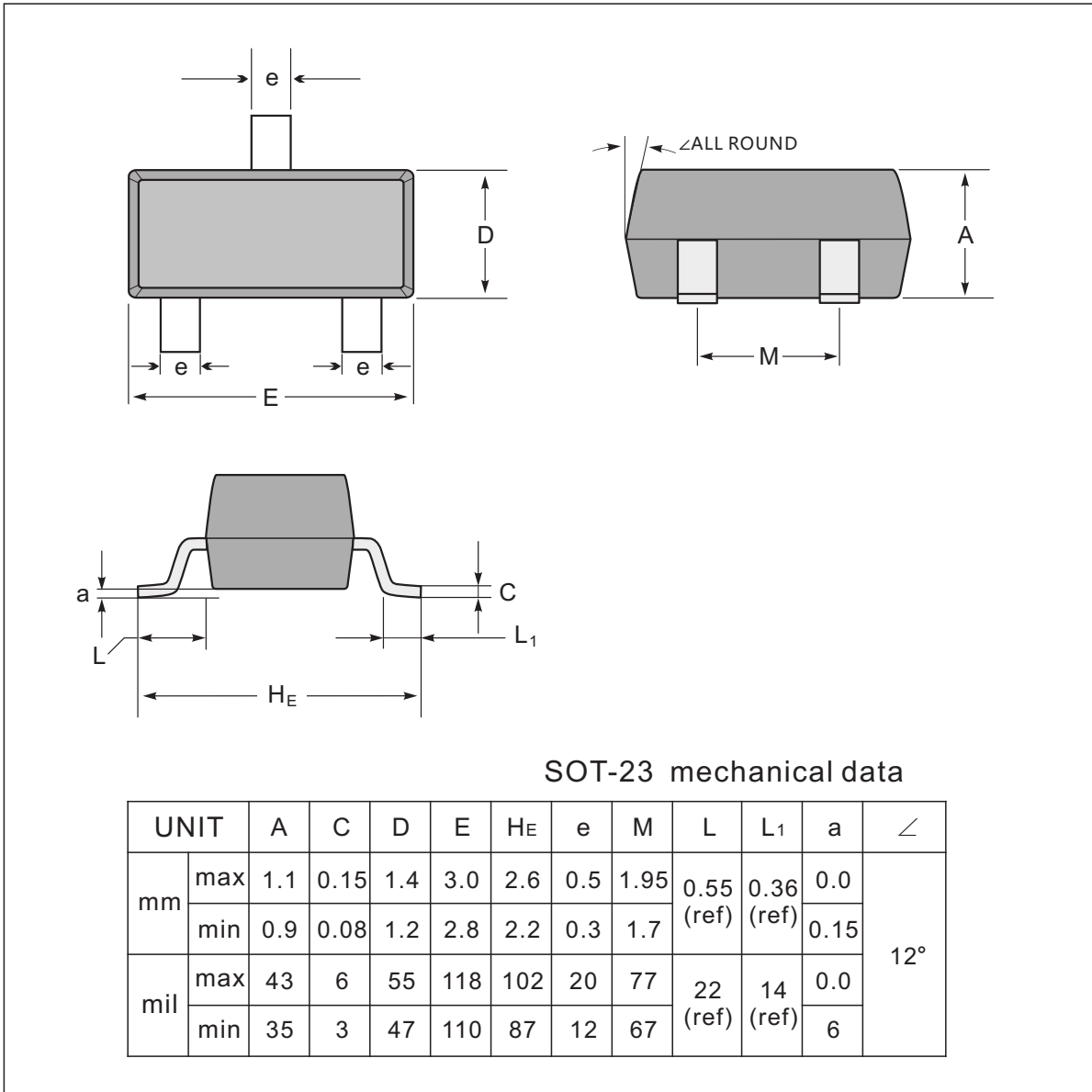
#### CLASSIFICATION OF $h_{FE(1)}$

RANK	L	H	J
RANGE	120-200	200-350	300-400
MARKING	Y2		

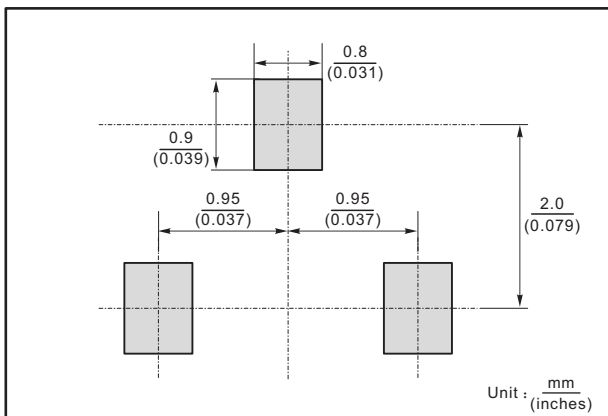
## TYPICAL CHARACTERISTICS



## SOT-23 Package Outline Dimensions



### The recommended mounting pad size

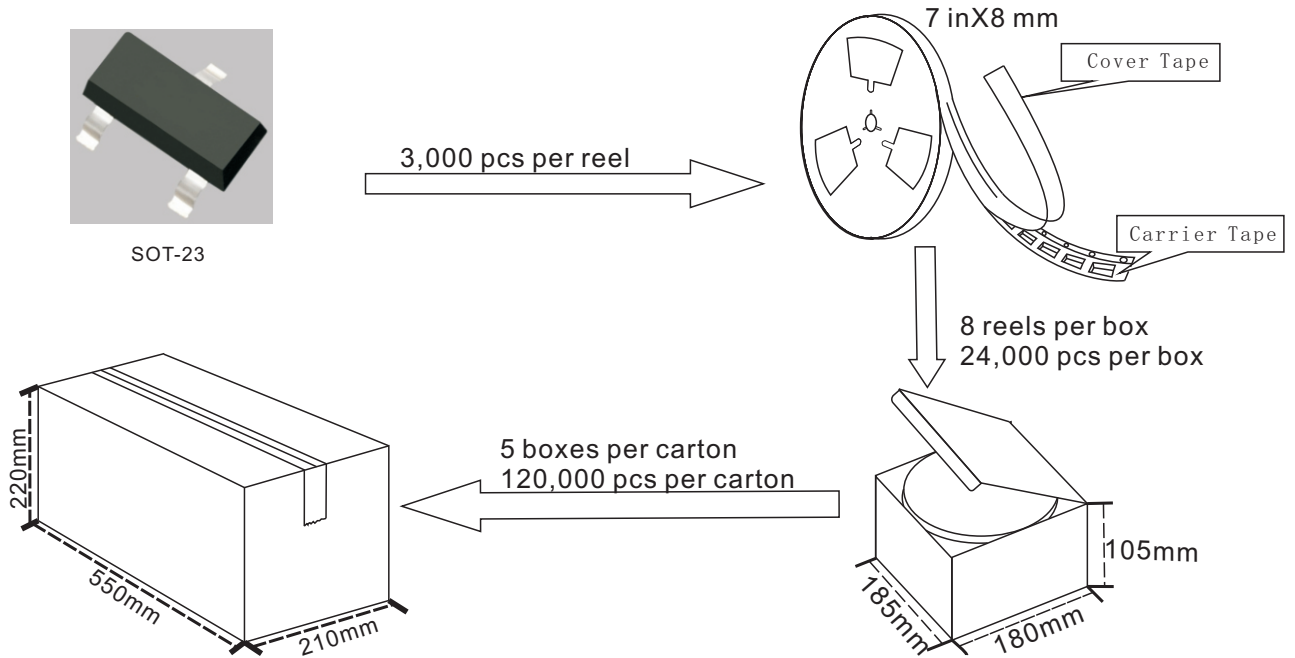


### Marking

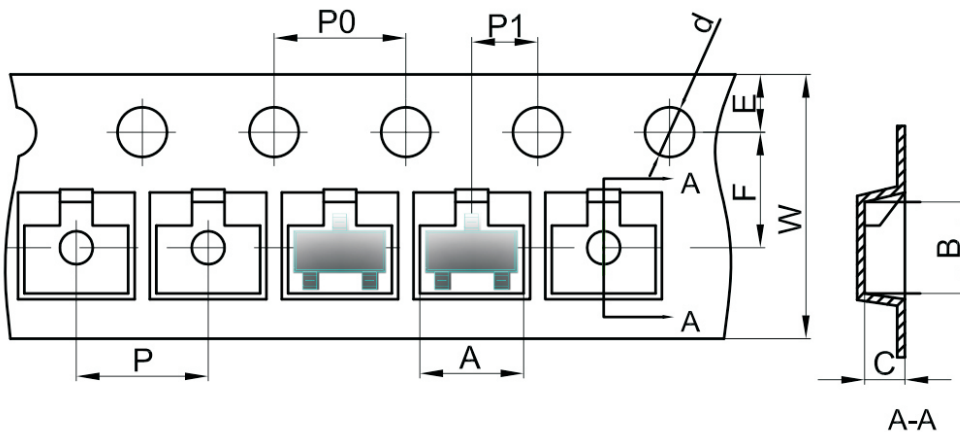
Type number	Marking code
SS8550	Y2

## SOT-23 Packing

1. The method of packaging and dimension are shown as below figure. (Dimension in mm)



### SOT-23 Embossed Carrier Tape



Dimensions are in millimeter

Pkg type	A	B	C	d	E	F	P0	P	P1	W
SOT-23	3.15	2.77	1.22	Ø1.50	1.75	3.50	4.00	4.00	2.00	8.00

### SOT-23 Tape Leader and Trailer

